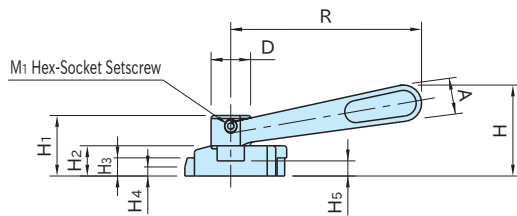
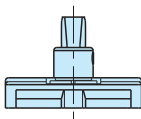
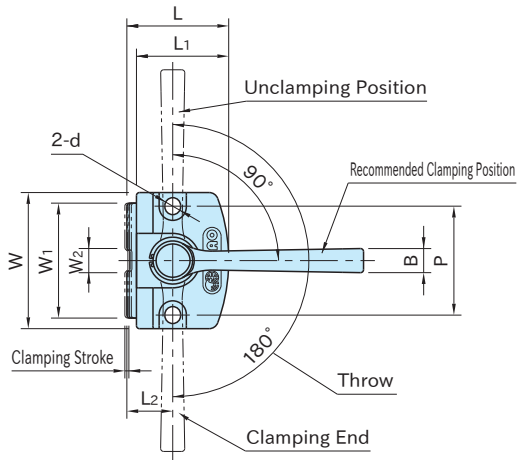


QLSCL-R

LOW-PROFILE CAM EDGE CLAMPS



Body	Jaw/Cam	Handle
S45C steel Black oxide finish	SCM440 steel Quenched and tempered Black oxide finish	S45C steel Quenched and tempered Black oxide finish



Part Number	Clamping Stroke	W ₁	W ₂	H ₃	H ₄	L ₂	W	L	H ₂	d	P	H ₅	L ₁	Clamping Mechanism
QLSCL10R	1	38	8	6	3	15	45	33.5	10	5.2	36	5	30.5	Spiral Cam
QLSCL15R	2	60	12	9	5	22	70	50	15	8.2	55	7	46	Cam Angle: 4°

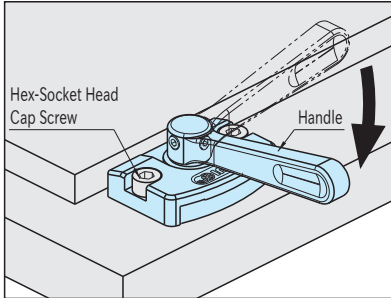
Part Number	H	D	H ₁	R	A	B	M ₁	Allowable Operating Load (N *)	Clamping Force (kN)	Weight (g)
QLSCL10R	30	13	20	63	12	8	M4X0.7-4L	170	4	130
QLSCL15R	46	19	30	100	18	12	M5X0.8-5L	280	6	440

*) Allowable load to operate the handle

Feature

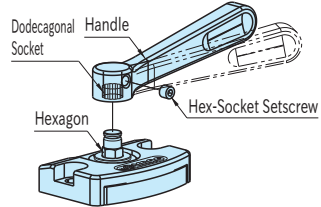
Designed to prevent part lift.

How To Use



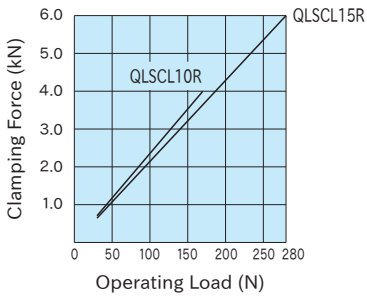
Turning the handle allows the cam to project the jaw for clamping. When the handle is turned back for unclamping, the loaded spring lets the jaw return to the original position.

How to Change Handle Position



The handle has the dodecagonal socket to allow changing the handle position by 30°

Performance Curve



Note

Ensure that mounting surfaces are finished to $\sqrt[6.3]{}$ (6.3a) or better, without any scratches or dents.

QLSCL-NR

LOW-PROFILE CAM EDGE CLAMPS



Without handle type is available.