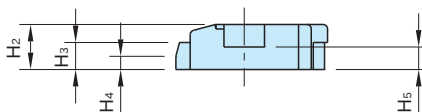
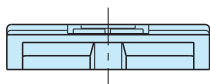
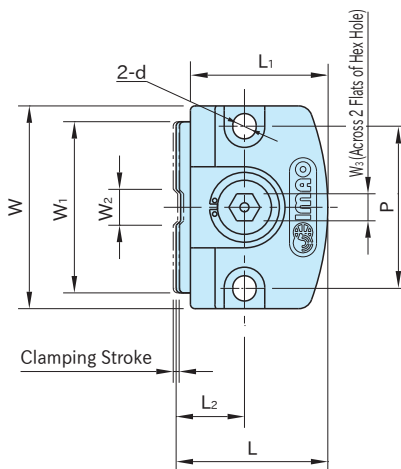


QLSCL-NR

LOW-PROFILE CAM EDGE CLAMPS



Body	Jaw / Cam
S45C steel Black oxide finish	SCM440 steel Quenched and tempered Black oxide finish



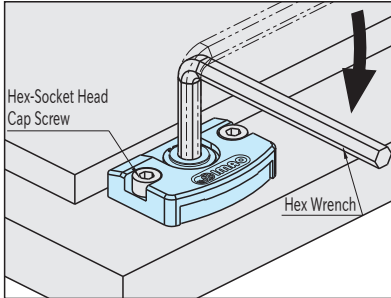
Part Number	Clamping Stroke	W ₁	W ₂	H ₃	H ₄	L ₂	W	L	H ₂	d	P	H ₅	L ₁	Clamping Mechanism
QLSCL10NR	1	38	8	6	3	15	45	33.5	10	5.2	36	5	30.5	Spiral Cam
QLSCL15NR	2	60	12	9	5	22	70	50	15	8.2	55	7	46	Cam Angle : 4°

Part Number	W ₃	Allowable Screw Torque (N·m)	Clamping Force (kN)	Weight (g)
QLSCL10NR	6	10	4	85
QLSCL15NR	10	27	6	290

Feature

Designed to prevent part lift.

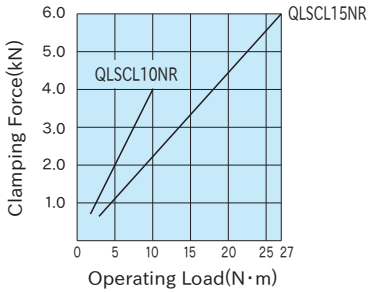
How To Use



Turning the wrench allows the cam to project the jaw for clamping.

When the wrench is turned back for unclamping, the loaded spring lets the jaw return to the original position.

Performance Curve



Note

Ensure that mounting surfaces are finished to $\sqrt[6.3]{6.3a}$ or better, without any scratches or dents.

QLSCL-R

LOW-PROFILE CAM EDGE CLAMPS



One-Touch type is available.