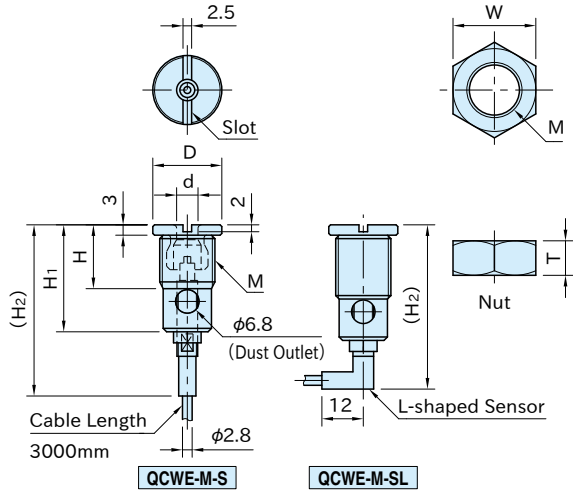


QCWE-M-S

POSITION SENSOR RECEPTACLES



The positional relationship of a slot, dust outlet, and L-shaped sensor may vary.

★Key Point

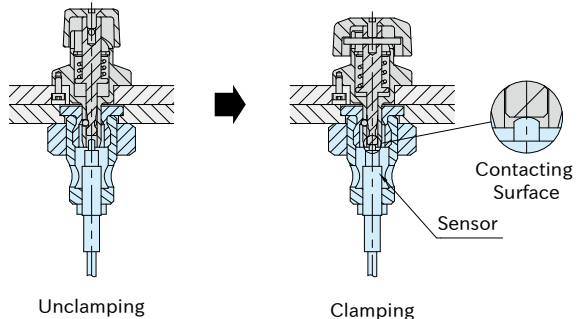
Clamping can be detected by sensor.

Body	Nut
SUS303 stainless steel	Stainless steel

Part Number	Proper Plate Thickness	d (+0.1/0)	D (h9)	M	H	H ₁	H ₂	T	W	Weight (g)	Proper Knob-Locking Pins
QCWE0625-M16-S	6 or more	6.2	20	M16×1.5 (Fine Thread)	18.5	31	50	10	24	60	QCWE0625-10
QCWE0625-M16-SL					21.5	33.5	48	5	22	80	QCWE0625-10S
QCWE1034-M20-S		10.2	25	M20×1.5 (Fine Thread)	20.5	33.5	55	12	30	100	QCWE1034-14, QCWE1034-20
QCWE1034-M20-SL					25.5	38	53	5	27	105	QCWE1034-14S, QCWE1034-20S

Feature

- The sensor reacts when the tip of Knob-Locking Pin pushes the contacting surface down.
- Detection of clamping condition prevents human error and improper operation of machinery.



Unclamping

Clamping

How To Install

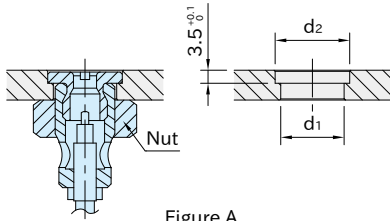


Figure A

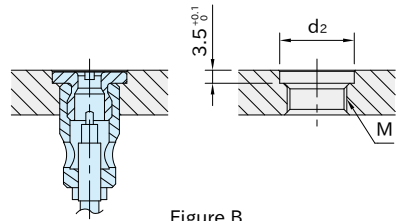


Figure B

Part Number	Proper Plate Thickness	Figure	M	d ₁	d ₂ (+0.10 +0.05)
QCWE0625-M16-S	6 - 10	A	-	17	20
	Over 10	B	M16×1.5(Fine Thread)	-	
QCWE0625-M16-SL	6 - 16	A *)	-	17	25
QCWE1034-M20-S	6 - 10	A	-	21	
	Over 10	B	M20×1.5(Fine Thread)	-	
QCWE1034-M20-SL	6 - 20	A *)	-	21	

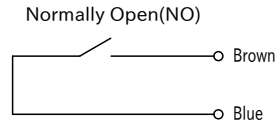
*)QCWE-M-SL cannot be installed by screwing as in Figure B.

Technical Information

Contact type sensor

- Working temperature: 0 to 80°C (without freezing)
- Switch structure: Dry contact
- Output mode: Normally Open (NO)
- Steady current: under 10mA (In-rush current under 20mA)
- Contact rating: DC5-24V
- Cable: 3000mm, Oil resistance, Duplex, ϕ 2.8, Bending radius R7
- Protection class: IP65 (Sensor part)

■ Circuit diagram



Note:

- To ensure appropriate operation of receptacles and **QCWE** Knob-Locking Pins, keep the above mounting-hole dimensions.
- Removal of adjusted sensor joint may cause malfunction of the products.
- Blow out the dust in the receptacle to prevent malfunction.
- Position Sensor Receptacles can be used for only **QCWE** Knob-Locking Pins.

Reference

"Accuracy" of **QCWE** Knob-Locking Pins.

Order Separately Installation Wrench

