

# QCTHA

## RETRACTABLE QUARTER-TURN CLAMPS



Stainless Steel

Electroless Nickel Plated



**QCTHA**  
(Plastic Knob)



**QCTHA-S**  
(Metal Knob)  
(OFF position)



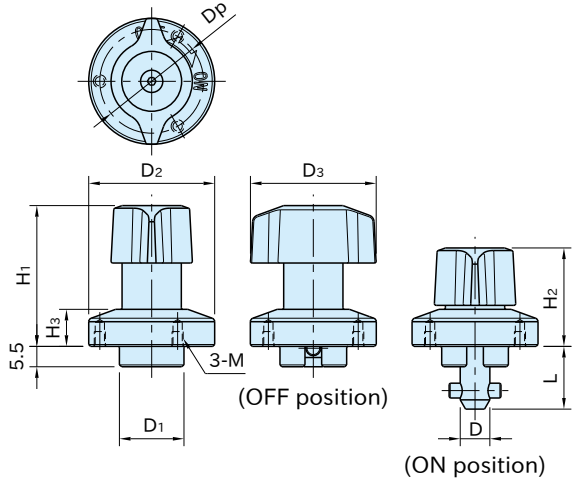
**QCTHA-SUS**  
(Stainless Steel)

### ★Key Point

No interference by retractable shank



**QCTHA**  
(ON position)



Type	Body/Shank	Pin	Knob	Spring A	Spring B
<b>QCTHA</b>	S45C steel	SUS304 stainless steel	Polyamide (glass-fiber reinforced) Black	Equivalent to SWOSC-V steel	SUS304WPB stainless steel
<b>QCTHA-S</b>	Electroless nickel plated		SCS13 stainless steel (Equivalent to SUS304)		
<b>QCTHA-SUS</b>	SUS303 stainless steel		SUS304-CSP stainless steel		

Size		Proper Plate Thickness	D (-0.04)	D <sub>1</sub> (h9)	D <sub>2</sub>	D <sub>3</sub>	L	H <sub>1</sub>	H <sub>2</sub>	H <sub>3</sub>	M	D <sub>p</sub>	Clamping Force(N)	Proper Cam Receptacles
<b>QCTHA</b>	0525-10	6~10	5	14	25	25	15.5	30	20	6.5	M2×0.4 Depth 3	21	60	QCTH0525-N,QCTH0525-B
<b>QCTHA-S</b>														QCTH0525-N-SUS,QCTH0525-B-SUS
<b>QCTHA-SUS</b>	0834-14	6~14	8	18	34	34	17	38	26.5	10	M3×0.5 Depth 4	28	90	QCTH0834-N,QCTH0834-B
														QCTH0834-N-SUS,QCTH0834-B-SUS

QCTHA (Plastic Knob)		QCTHA-S (Metal Knob)		QCTHA-SUS (Stainless Steel)	
Part Number	Weight (g)	Part Number	Weight (g)	Part Number	Weight (g)
QCTHA0525-10	40	QCTHA0525-10S	50	QCTHA0525-10SUS	53
QCTHA0834-14	100	QCTHA0834-14S	120	QCTHA0834-14SUS	117

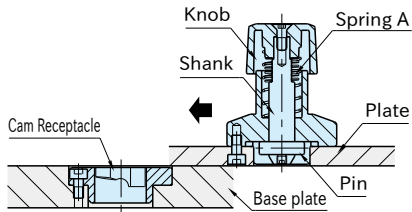
### Supplied With

- QCTHA QCTHA-S QCTHA-SUS 0525-10: 3 of socket-head cap screws (stainless steel), M2×0.4-5L
- QCTHA QCTHA-S QCTHA-SUS 0834-14: 3 of socket-head cap screws (stainless steel), M3×0.5-6L

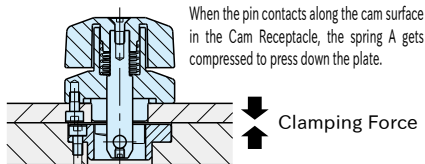
### QCTH-N/QCTH-B Cam Receptacles



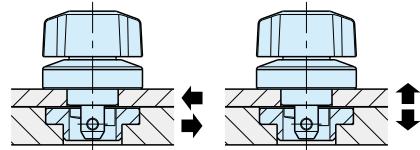
### Feature



The shank retracts at the unclamping position to enable operations without interference with the base plate.



### Technical Information

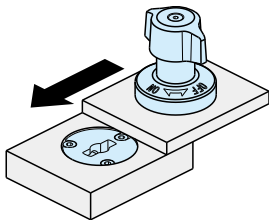


Shear Strength

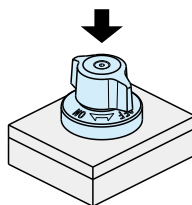
Tensile Strength

Part Number		Heatresistant Temperature(C)	Shear Strength(N)	Tensile Strength(N)
QCTHA	0525-10	130	1800	1200
	0834-14		3200	400
QCTHA-S	0525-10	200	1800	1200
	QCTHA-SUS 0834-14		3200	

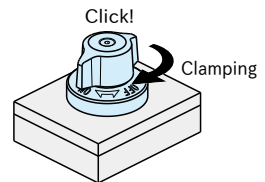
### How To Use



1. Ensure that the knob is positioned at the "OFF" mark and the shank is retracted.



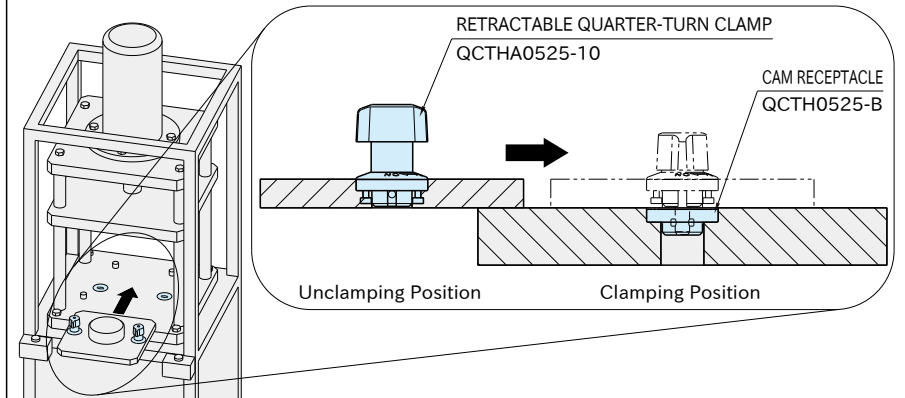
2. Insert Retractable Quarter-Turn Clamp pressing the knob.



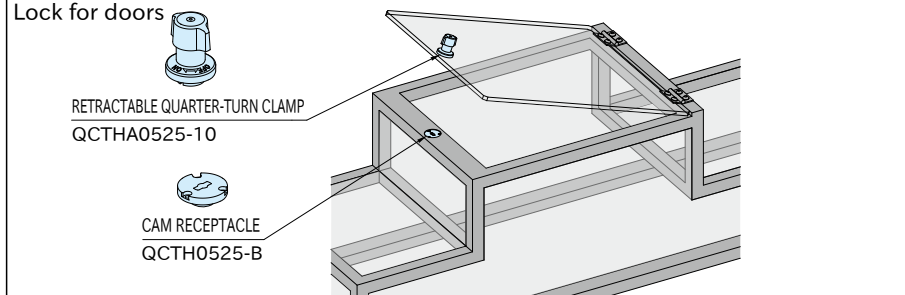
3. Turn the knob to the "ON" mark for clamping. The knob clicks when clamped. Turning the knob to the "OFF" position, the shank returns automatically to the unclamping position by the spring.

## Application Example

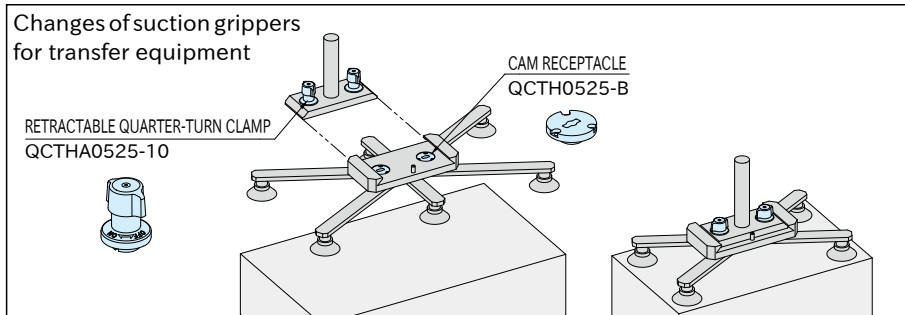
### Changes of fixture plates



### Lock for doors



### Changes of suction grippers for transfer equipment



## How To Install

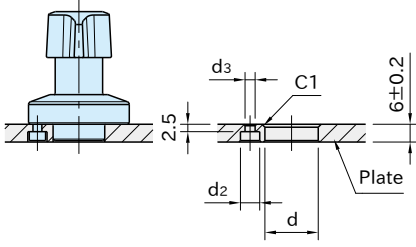
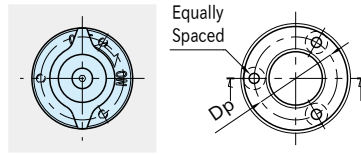
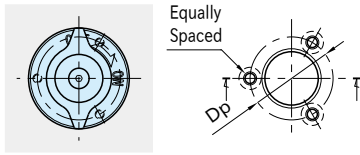


Figure A

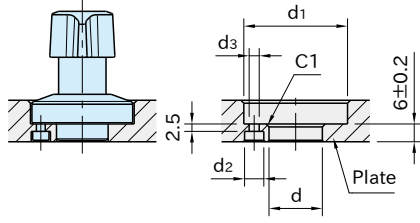


Figure B

Part Number	Proper Plate Thickness	Figure	d ( $+0.10$ / $+0.05$ )	d <sub>1</sub>	d <sub>2</sub>	d <sub>3</sub>	D <sub>p</sub>
QCTHA QCTHA-S	6	A	14	—	4.4	2.4	21
	Over 6, 10 or less	B		26			
QCTHA-SUS	6	A	18	—	6.5	3.4	28
	Over 6, 14 or less	B		35			

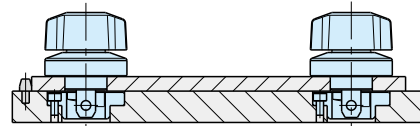
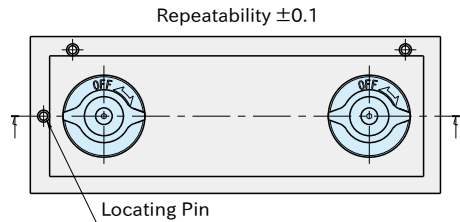
## Accuracy

### ■ Machining Accuracy



Spacing tolerance on both the subplate and the base plate should be  $\pm 0.04$ .

### ■ Repeatability



For higher accurate locating, use locating components.

## Reference

"How To Install" of [QCTH-N](#) | [QCTH-B](#)  
[QCTH-N-SUS](#) | [QCTH-B-SUS](#) | Cam Receptacles